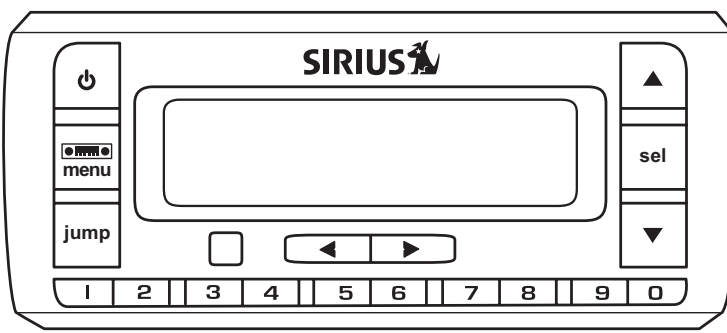
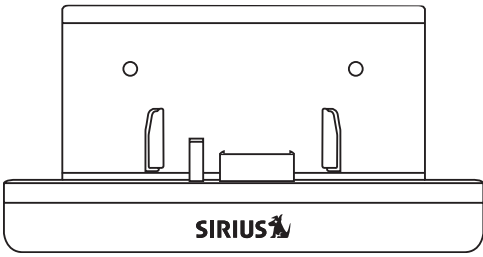




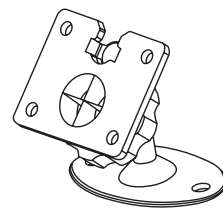
What's in the Box?



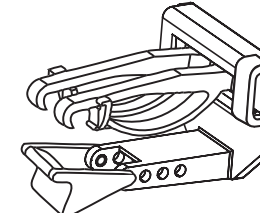
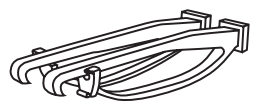
Stratus 6 Radio



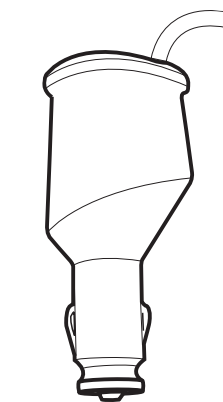
PowerConnect Vehicle Dock



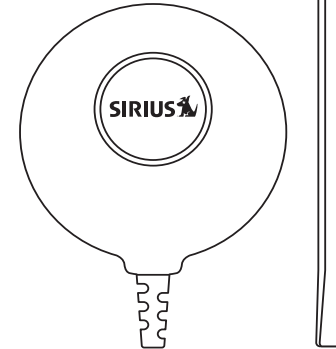
Dash Mount



Vent Mount and Extended Vent Clamps



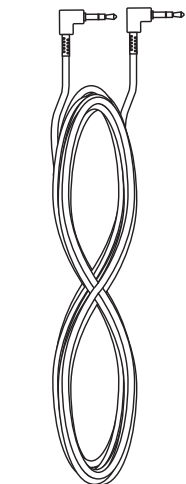
PowerConnect Power Adapter



Magnetic Mount Antenna & Rubber Tail



Antenna & Dash Mount Alcohol Preparation Pads



Aux In Cable

SIRIUS STRATUS 6  
Quick Start Guide



[sirius.com](http://sirius.com)

SIRIUS XM Radio Inc.  
1221 Avenue of the Americas  
New York, NY 10020

1.888.539.7474

© 2009 SIRIUS XM Radio Inc.  
SDSV6QSG 092109a

Stratus 6 Button Functions

**Power Button**  
Turn radio on and off.

**FM / Menu Button**  
**FM:** Press to access and cycle through FM presets.  
**Menu:** Press and hold to access advanced features and configuration options; also when in configuration options, press and hold to return to main display screen.

**Up and Down Arrows**  
Scroll through lists and preview channels; also highlight menu options.

**Select Button**  
Press to confirm selection for channel and menu items; also press first before entering the channel number, to directly tune to a channel. Press and hold to go back to the previous channel to which you were listening.

**Jump**  
Directly access traffic and weather of the 20 most congested cities.

**Left and Right Arrows**  
Search for channels by category.

**Number Buttons**  
Select your favorite channels; also enter a channel number.